

Datacenter and 19' Products
Racks
Legacy 2 Cabinet

Legacy 2 Rack Cabinet
Ref. 40xxx-L2

Characteristics



Designed for Office, Server Room use.
Ideal for cabling distribution and network equipment.
Security glass doors with lock with metal handle.
Optional vented doors.
Easy to remove and place doors, reversible and equipped with Thorx hinges.
Front and rear adjustable 19" mounting profiles.
Side panels with key lock.
Adjustable levelling feet from inside and outside.
Bottom and rear openings for cable entrance.
Top cover with pre-cutouts for cable entry and ventilation openings.
Equipped with grounding plugs in all movable parts.

Specifications

Laminated steel construction finished with high resistant epoxy Black RAL9005 mate coating.
Adjustable mounting profiles with marking of the center hole "U".
Compliant: IEC 60297-3-100; DIN 41494; EIA-310-D
Static load up to 800Kg. Dynamic load up to 650 Kg.
Protection level: IP20
Height: 24U, 30U and 42U (other on request with MOQ)
Depth: 600 & 800mm / Width: 600 & 800mm.
(other on request with MOQ)

Options

- Vented door
- Rear door
- Splitted doors
- Ventilation
- Caster wheels
- Access Control
- Environmental monitoring

References

- 40662L2 - 24U 600x600
- 40663L2 - 30U 600x600
- 40664L2 - 42U 600x600
- 40883L2 - 30U 800x800
- 40884L2 - 42U 800x800
- 40884L2P - 42U 800x800 Vented Door
- 40884L2PP - 42U 800x800 Vent.Front&Rear Doors
- Other configurations available



Bottom & Rear Openings



Front door lock



Thorx hinges

Legacy 2 Rack Cabinet Ref. 40xxxL2

Width(mm)	Depth (mm)	Height (U)
6 : 600	6 : 600	2 : 24
8 : 800	8 : 800	3 : 30
		4 : 42

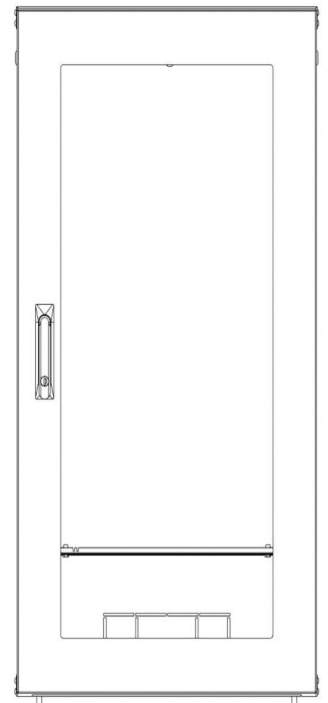
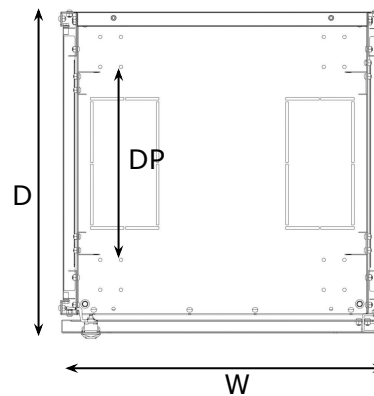
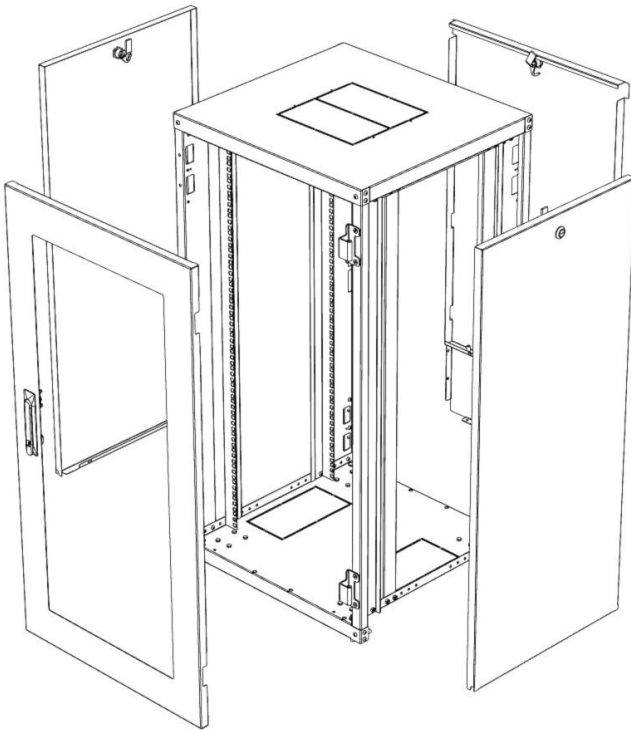
Front	Code FF
Glass Door	V*
Vented Door	P
Blank Metal Door	PB

* Standard

Reinforced Extra Load Capacity	Code R
	R

4	0	x	x	x	L2	-	R	-	FF	RR	Optional Fields
---	---	---	---	---	----	---	---	---	----	----	--------------------

Rear	Code RR
Glass Door	V
Vented Door	P
Blank Metal Door	PB
Blank Panel & Cable Entry	BC*
Vented Panel	BV



H
24U - 1162,5mm
30U - 1428,8mm
42U - 1962,2mm

HW (on-wheels) + 23,5mm

D	DP Max
6 - 602,0mm	486mm
8 - 802,0mm	686mm

W
6 - 599,0mm
8 - 799,0mm