

Characteristics



Designed for Data Center use.
High density hexagon vented doors.
High load capacity, superior cable management.
Reversible and easily removable doors equipped with Thorx hinges. Rear splitted doors.
Front and rear doors with metal handle key lock with 3 point locking mechanism.
Front and rear mounting profiles supported on wheels for easy depth adjustment (protected design) and pre-cutouts for cable routing – with brush in option – w800 only.
Splitted side panels with key lock.
Adjustable levelling feet from inside and outside.
Bottom opening for cable entrance.
Top cover with cable entry openings protected by brush and removable with cables in place.
Top cover with pre-cutouts for ventilation kits.
Equipped with grounding fast-on plugs.

Specifications


Laminated steel construction finished with high resistant epoxy Black RAL9005 mate coating.
Mounting profiles fixed on top, bottom and center with marking of the center hole "U".
Compliant: IEC 60297-3-100; DIN 41494; EIA-310-D
Static load up to 1300Kg. Dynamic load up to 1000 Kg.
Height: 42U and 47U (other on request).
Depth: 1100 & 1200mm / Width: 600 & 800mm.
Protection level: IP20.

Options

Caster wheels
Salamander environment manager kit with temp. sensors.
Vertical mounting plate for vertical PDU.
Bottom cover with brush cable entry.
Protected design - Castors kit low height
Other doors/panels configurations available.
Electric lock for access control systems.

References

- 42614H – 42U 600x1100
- 42814H – 42U 800x1100
- 42617H – 47U 600x1100
- 42817H – 47U 800x1100
- 42624H – 42U 600x1200
- 42824H – 42U 800x1200
- 42627H – 47U 600x1200
- 42827H – 47U 800x1200



Supported by wheels



Thorx hinges

Width(mm)	Depth (mm)	Height (U)
6 - 600	1 - 1100	4 - 42U
8 - 800	2 - 1200	7 - 47U
		5 - 52U

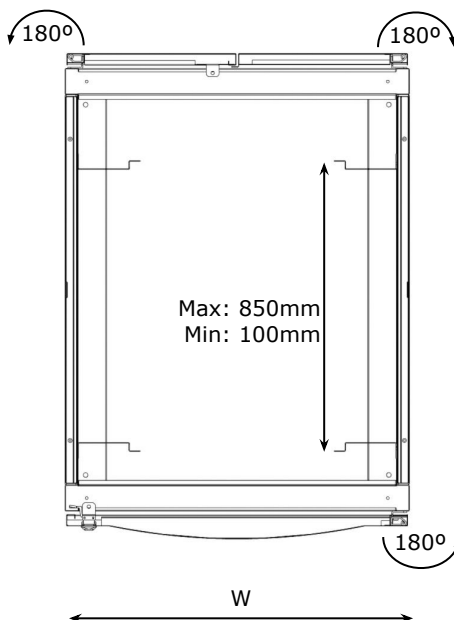
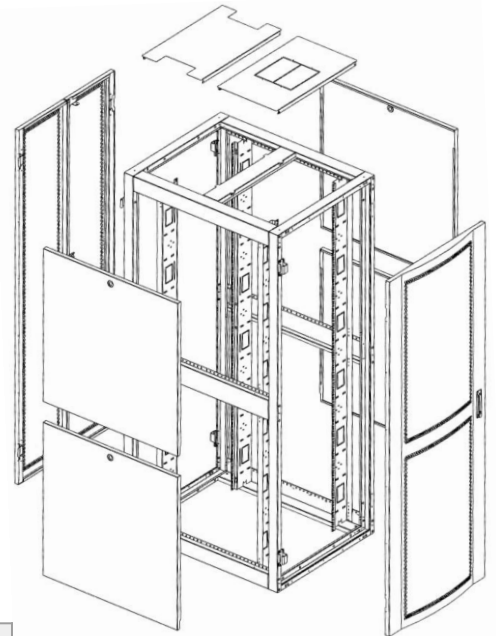
Optional Fields

4	2	x	x	x	H*	-	FF	RR
---	---	---	---	---	----	---	----	----

* Standard

Front	Code FF
Glass Door	V
Hexagon Vented Door	P*
Splitted Hexag Vented Door	MP
Splitted Blank Door	MB
Blank Metal Door	PB

Rear	Code RR
Glass Door	V
Hexagon Vented Door	P
Splitted Hexag Vented Door	MP*
Splitted Blank Door	MB
Blank Metal Door	PB



D
1 - 1127,2mm
2 - 1227,2mm

W
6 - 599,0mm
8 - 799,0mm

H
42U - 1936,5mm
47U - 2158,8mm
52U - 2381,0mm

HW (on-wheels) + 22,5mm

